



Check Point®  
SOFTWARE TECHNOLOGIES LTD

# ALSO CYBER SECURITY DAY 2018

Nichts Neues: Alles wird kritischer !

Michael Stichel | Channel Sales Manager Telco / MSP

WELCOME TO THE FUTURE OF  
**CYBER SECURITY**

POWERED BY  CHECK POINT  
**INFINITY**

CLOUD • MOBILE • THREAT PREVENTION

**ANGRIFFE ...**

**ES WIRD SCHLIMM !**

# WAS 2017 A CYBER-SECURITY WAKE-UP CALL ?

## WannaCry

Thousands of enterprises in over 99 countries

French-elections

NSA

Yahoo

Verizon

wannaCry

NotPetya

wannaCry

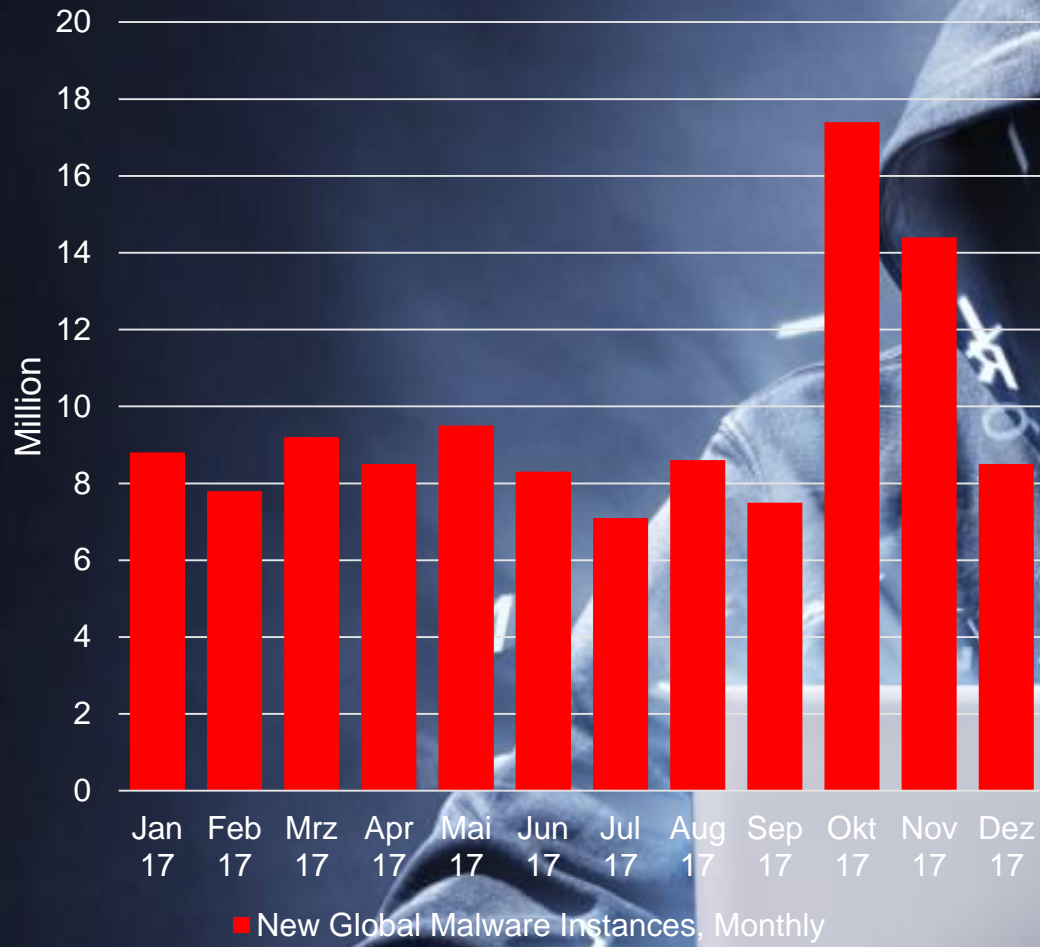
EQUIFAX

BadRabbit

## NotPetya

Completely shutting down an entire country and impacting over 60 more

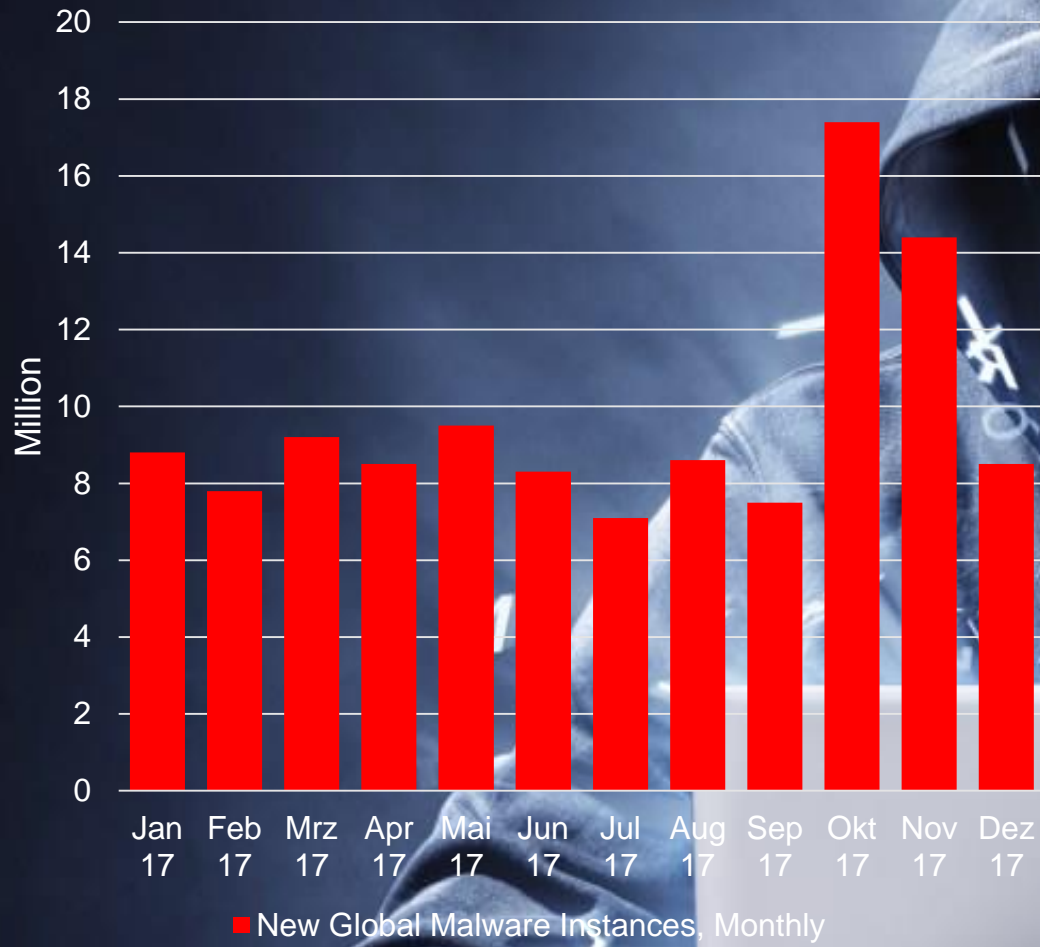
# The Sheer Scale of Today's Threat Landscape



According to AV-Test, there were an average of **9.6M** new instances of malware appearing every month during 2017



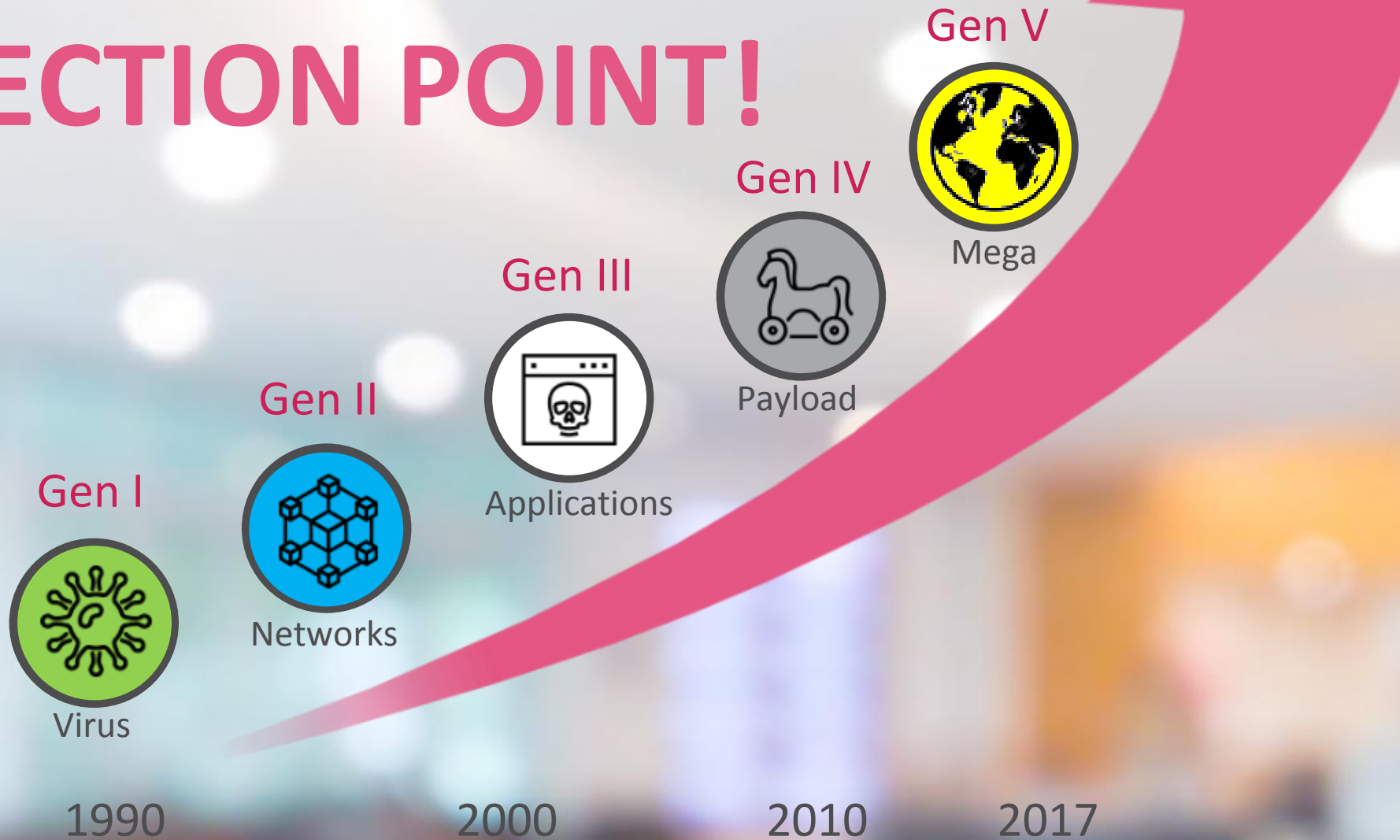
# The Sheer Scale of Today's Threat Landscape



# 320K

new malware instances  
every day in 2017

# WE ARE AT AN INFLECTION POINT!



# Generations of Attacks and Protections

*Gen I*



Virus

Late 1980s –  
PC attacks - standalone

The Anti Virus

*Gen II*



Networks

Mid 1990s –  
Attacks from the internet

The Firewall

*Gen III*



Applications

Early 2000s -  
Exploiting vulnerabilities  
in applications

Intrusion  
Prevention (IPS)

*Gen IV*



Payload

2010 -  
Polymorphic Content

SandBoxing  
and Anti-Bot



# Generations of Attacks and Protections

**Gen I**

100%  
of  
businesses

Late 1980s –  
PC attacks - standalone

The Anti Virus

**Gen II**

100%  
of  
businesses

Mid 1990s –  
Attacks from the internet

The Firewall

**Gen III**

50%  
of  
businesses

Early 2000s -  
Exploiting vulnerabilities  
in applications

Intrusion  
Prevention (IPS)

**Gen IV**

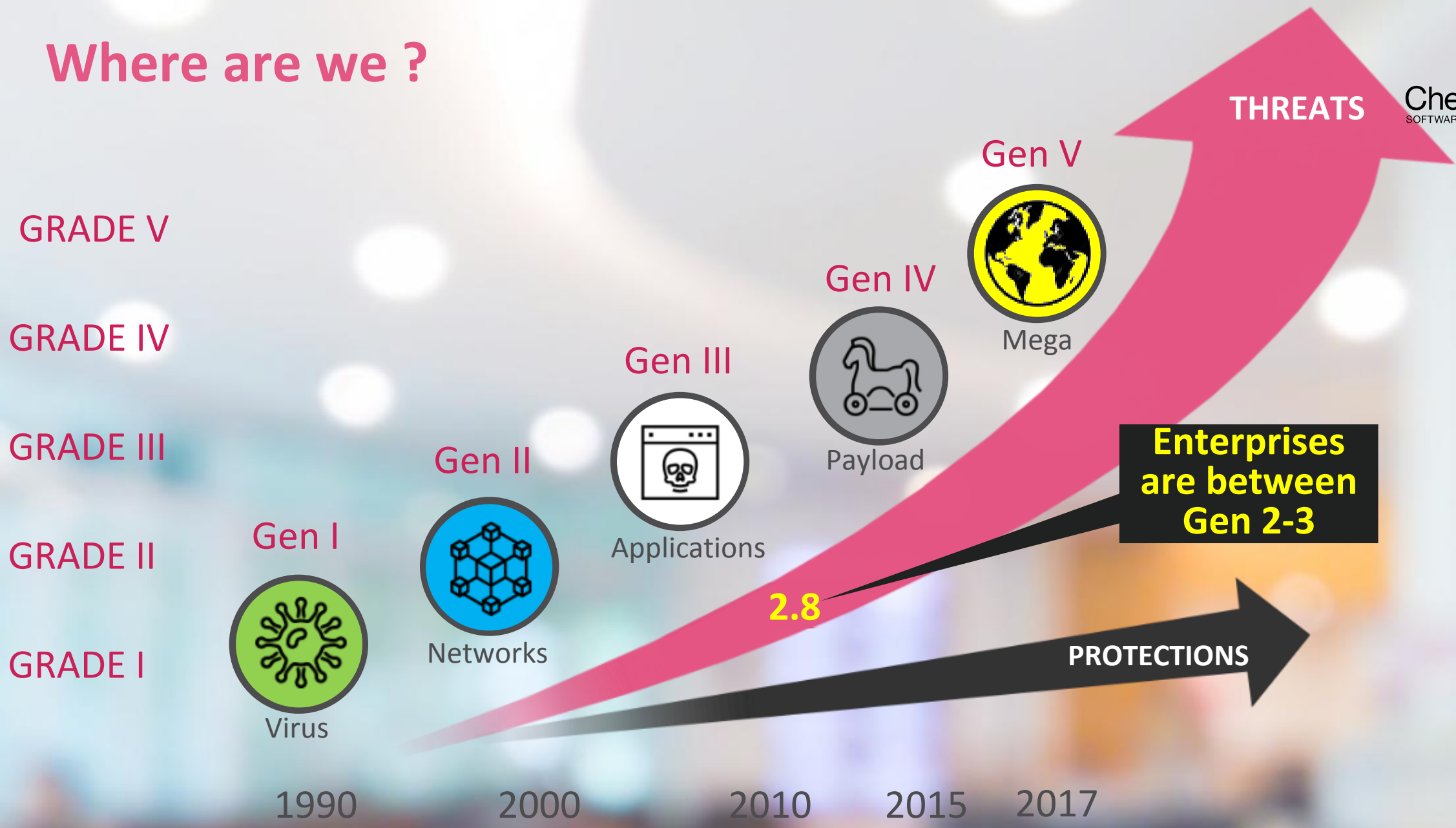
7%  
of  
businesses

2010 -  
Polymorphic Content

SandBoxing  
and Anti-Bot



# Where are we ?



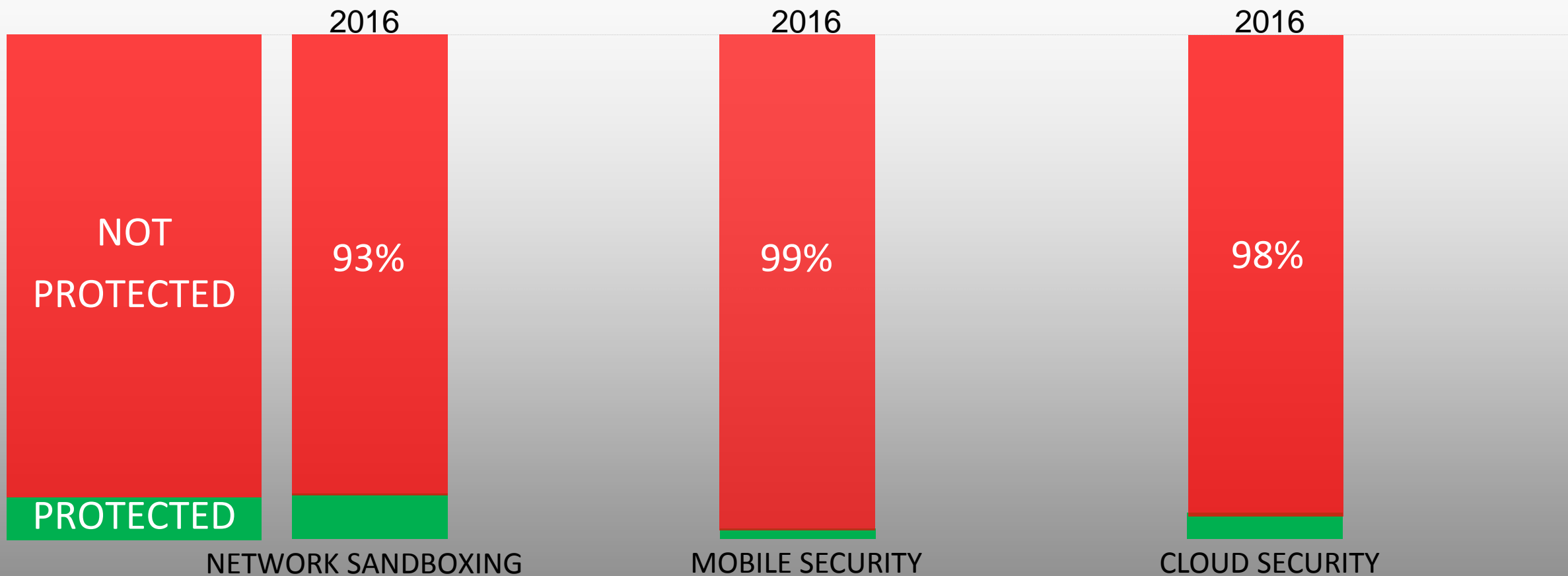
**Enterprises  
are between  
Gen 2-3**

**2.8**

**WIEVIEL  
SICHERHEIT  
GEHT ?**

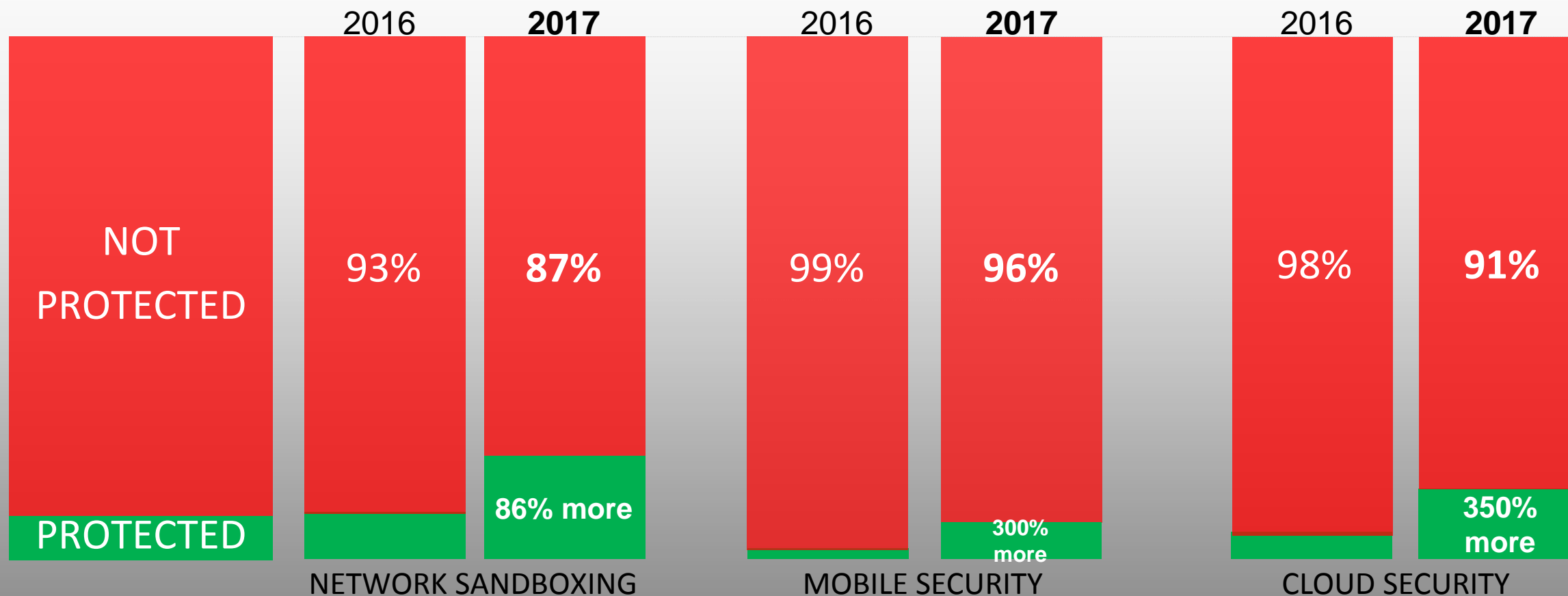


# LET'S LOOK AT WHAT ORGANIZATIONS USED IN 2016





# LET'S LOOK AT WHAT ORGANIZATIONS USE TODAY



**DRAMATIC INCREASE IN PROTECTION**

**BUT WE ARE STILL NOT USING THE MOST EFFECTIVE SECURITY !**





# HOW ARE WE APPROACHING CYBER SECURITY TODAY ?

ARE WE READY FOR THE FUTURE OF CYBER THREATS?


# WHAT SHOULD WE DO WHEN THE ROOF IS LEAKY?



**Focus on remediation?**



**Focus on incident response?**



**Pretend it isn't happening?**



**Patch with point solutions?**

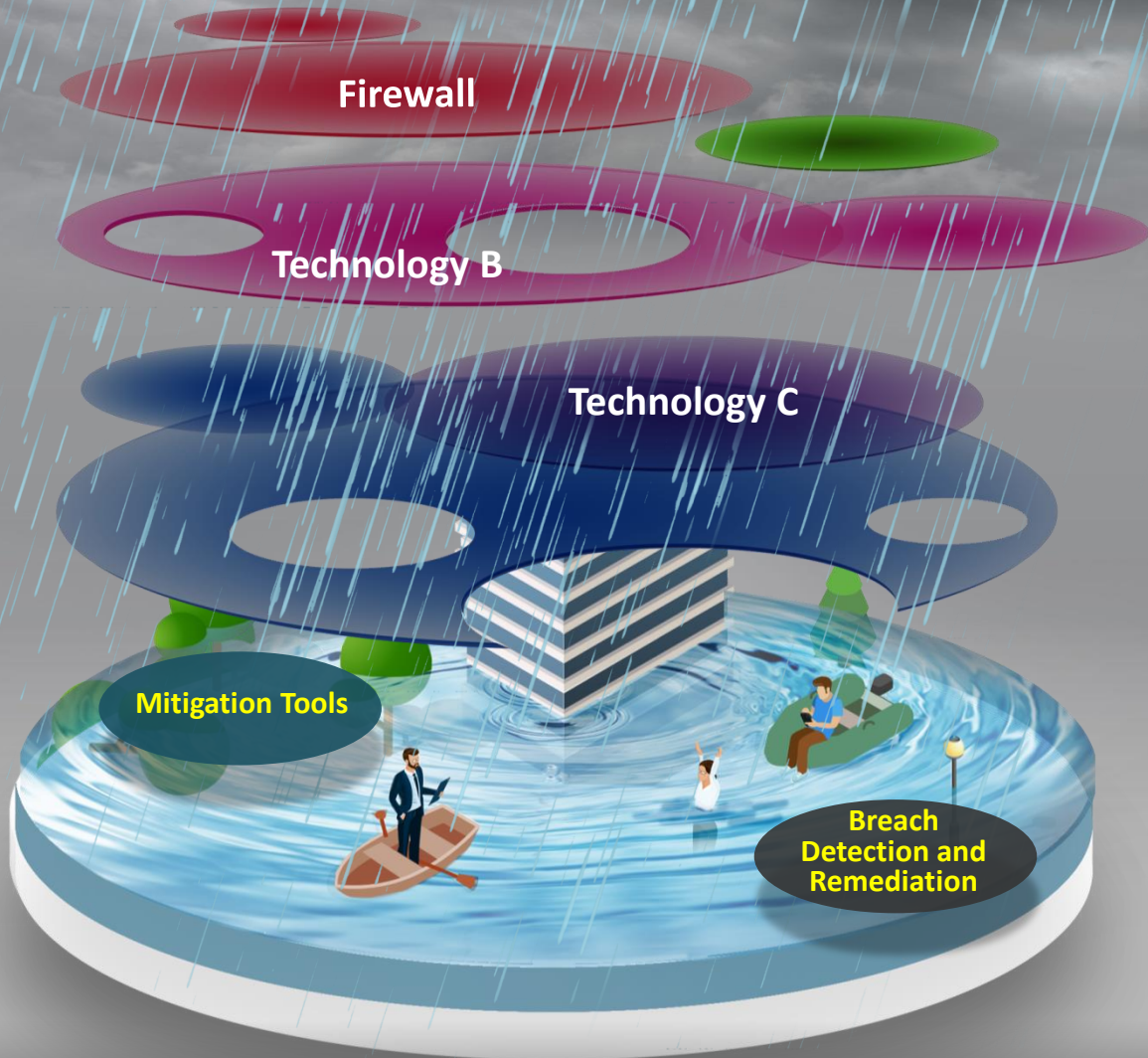


# ARCHITECTURE A

We All  
Need Protection

# ARCHITECTURE B

## MULTI-VENDOR, ATTACK DETECTION AND MITIGATION



## UNIFIED ARCHITECTURE FOCUS ON PREVENTION





ARCHITECTURE A

We All  
Need Protection

ARCHITECTURE B

MULTI-VENDOR, ATTACK DETECTION  
AND MITIGATION

Firewall

Technology B

Average **40** days to  
identify the attack

Cost of remediation:  
**\$667,500**

FOCUS ON PREVENTION SINGLE VENDOR,  
UNIFIED ARCHITECTURE

Next Generation Firewall

Threat Prevention (AV, IPS)

Advanced Threat Prevention

Cloud Mobile Networks

Average **2** days to  
identify the attack

Cost of remediation:  
**\$6,800**





# CHECK POINT INFINITY



Check Point  
SOFTWARE TECHNOLOGIES LTD

## STOPPING THE NEXT ATTACK

**CYBER PROTECTIONS ARE AVAILABLE  
BUT NOT ADOPTED BY OVER 93% OF COMPANIES**

**PREVENTION IS POSSIBLE!  
DETECTION OF THE BREACH IS TOO LITTLE, TOO LATE**

**THE NEXT ATTACK  
CAN BE PREVENTED!**

Consolidated Management

CLOUD

DATA  
CENTER

NETWORK  
PERIMETER

MOBILE


ENDPOINT

Shared Threat Intelligence

REALTIME THREAT PREVENTION TECHNOLOGIES

# Check Point Infinity Architecture

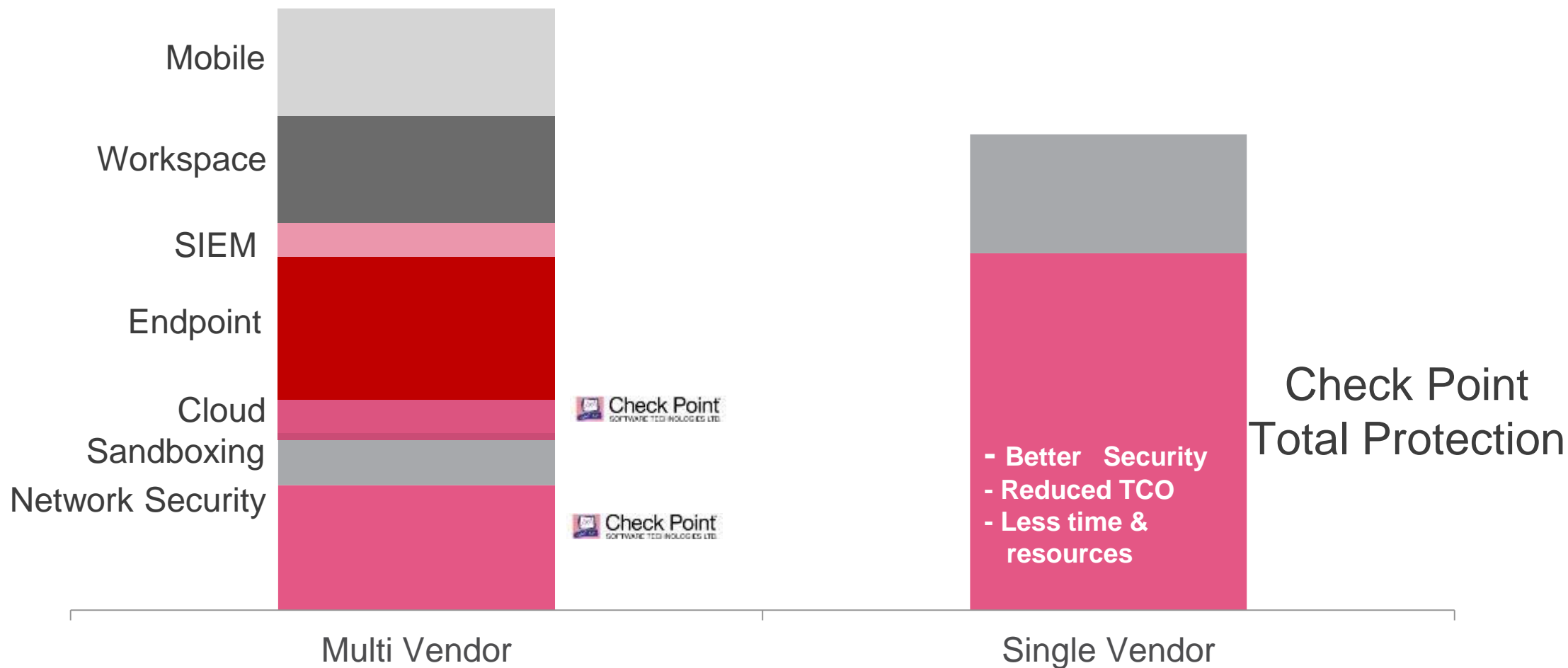
Best Threat Prevention across entire enterprise



WELCOME TO THE FUTURE OF CYBER SECURITY

# TCO benefit with Infinity Total Protection

List Price for enterprise with 5,000 users over 5 years



**THANK YOU**